

→ SUPPORTING OUR STRATEGY – OUR PEOPLE AND CULTURE

This section contains the assurance statement on our non-financial data and a checklist against the Global Reporting Initiative. It also provides further information for shareholders, a glossary and an index to help the reader locate information in the relevant sections.

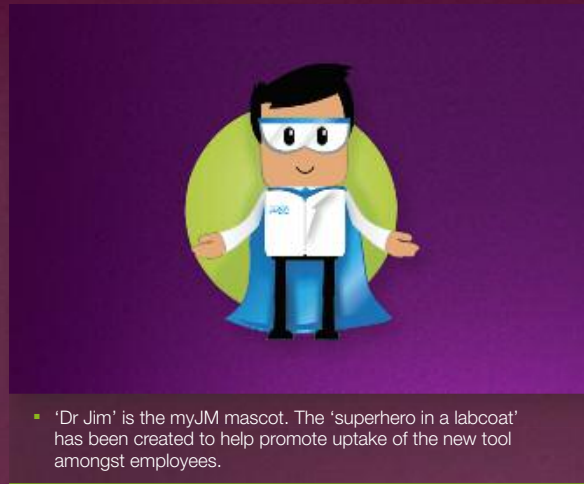
OTHER INFORMATION

.08



Contents

190	Five Year Record – Financial Data
191	Five Year Record – Non-Financial Data
192	Basis of Reporting – Non-Financial Data
193	Verification of Non-Financial Data
194	Shareholder Information
196	Global Reporting Initiative (GRI) Summary
197	Glossary of Terms
198	Index
199	Financial Calendar 2013/14
200	Company Details



Our People and Culture

→ Making the Connection with myJM

"Since November 2012 I have been using myJM, Johnson Matthey's new web based collaboration and networking tool. It's already enabling me to work more effectively and connect more easily with my colleagues around the world.

I work in Johnson Matthey's Technology Forecasting and Information (TFI) group and our role is to provide employees with the right information and knowledge to make technical and commercial decisions. Although I am based in the UK, I am responsible for technology and market information for China so, as you can imagine, in the past, communication and sharing information mainly consisted of emails with many file attachments.

With myJM, my TFI colleague in China and I can work on the same documents and we are both able to share our work more easily with our fellow employees. This has really helped improve our workflow.

TFI gathers and holds a considerable amount of information. In the past, making this available to the wider Johnson Matthey group has been difficult. With myJM we are able to open up this information, where appropriate, to more people in the company with the added bonus that they can search and filter it to quickly find what they need.

As an information provider to the whole of Johnson Matthey, making sure people know who we are and how we can help them is key. With myJM I have my own profile where I can share details of my expertise. What's better is that I can search the profiles of others to see if anyone already has any information or knowledge in the areas which I am working on. I'm also posting blogs to keep people up to date with news and developments from our group.

For a growing company with around 11,000 people in over 30 different countries, there are real business benefits from being able to connect and collaborate more easily. Overall, myJM has had a really positive impact on the way that I work – I don't know how I ever managed without it!"



.08 Other Information

Five Year Record – Financial Data

	2009 £ million	2010 £ million	2011 £ million	2012 £ million	2013 £ million
Revenue	7,847.8	7,839.4	9,984.8	12,023.2	10,728.8
Sales excluding the value of precious metals	1,796.9	1,885.5	2,280.3	2,678.6	2,675.7
EBITDA	398.1	382.7	489.4	576.2	541.4
Depreciation	(88.7)	(97.3)	(108.3)	(108.5)	(111.2)
Amortisation	(10.9)	(13.6)	(14.9)	(17.6)	(15.4)
Underlying operating profit	298.5	271.8	366.2	450.1	414.8
Net finance costs	(32.6)	(19.4)	(20.7)	(24.1)	(25.6)
Share of profit of associate	2.0	1.7	–	–	–
Underlying profit before tax	267.9	254.1	345.5	426.0	389.2
Amortisation of acquired intangibles	(9.1)	(9.9)	(14.5)	(16.7)	(16.9)
Major impairment and restructuring charges	(9.4)	(11.3)	(71.8)	–	(17.4)
Dissolution of associate	–	(4.4)	0.1	–	–
Profit before tax	249.4	228.5	259.3	409.3	354.9
Income tax expense	(76.7)	(64.3)	(75.5)	(93.9)	(79.1)
Profit after taxation	172.7	164.2	183.8	315.4	275.8
Profit / (loss) for the year from discontinued operations	1.2	–	(1.9)	–	–
Non-controlling interests	0.2	–	(0.4)	0.5	0.7
Profit attributable to owners of the parent company	174.1	164.2	181.5	315.9	276.5
Underlying earnings per ordinary share	89.6p	86.4p	119.0p	153.7p	150.0p
Earnings per ordinary share	82.6p	77.6p	85.2p	148.7p	134.6p
Dividend per ordinary share	37.1p	39.0p	46.0p	55.0p	57.0p
Summary Balance Sheet					
Assets employed:					
Goodwill	516.0	513.8	528.7	519.5	585.3
Property, plant and equipment / other intangible assets	1,060.5	1,053.2	1,060.6	1,037.3	1,206.3
Non-current investments / associates	12.1	10.9	8.0	8.0	57.9
Inventories	371.7	390.1	556.3	630.8	665.9
Receivables / current investments / tax assets / financial assets	585.9	718.9	952.2	898.6	918.9
Payables / provisions / tax liabilities / financial liabilities	(684.1)	(717.0)	(932.2)	(938.8)	(960.6)
Post-employment benefits net assets / employee benefit obligations	(151.6)	(245.7)	(130.4)	(169.4)	(246.0)
	1,710.5	1,724.2	2,043.2	1,986.0	2,227.7
Financed by:					
Net debt	534.4	473.4	639.4	454.2	835.2
Retained earnings	849.6	837.7	1,001.2	1,169.6	1,028.5
Share capital, share premium, shares held in ESOTs and other reserves	325.7	411.7	401.5	361.8	365.4
Non-controlling interest	0.8	1.4	1.1	0.4	(1.4)
Capital employed	1,710.5	1,724.2	2,043.2	1,986.0	2,227.7
Return on invested capital	17.1%	15.8%	19.4%	22.3%	19.7%
(Underlying operating profit / average capital employed)					

In 2012, 2011 was restated for changes to Intercat, Inc.'s fair values at acquisition.

Five Year Record – Non-Financial Data

		2009	2010	2011	2012	2013
Social						
Average employee numbers		8,742	8,575	9,388	9,914	10,498
Total employee turnover ¹	%	12.7	10.0	8.5	11.7	9.1
Voluntary employee turnover ¹	%	6.4	5.4	5.6	6.4	6.5
Employee gender (female)	%	22	21	22	22	25
New recruits gender (female)	%	29	25	23	25	25
Trade union representation	%	34	33	38	35	31
Training days per employee		2.6	2.3	2.6	3.1	2.7
Training spend per employee ²	£	346	291	390	335	433
Internal promotions	% of all recruitment in year	38	35	33	35	36
Attendance	days lost per employee	5.3	5.2	5.2	5.0	5.2
Sickness absence rate	%	2.2	2.1	2.1	2.0	2.2
Charitable donations	£ thousands	495	458	517	645	615
Health and Safety						
Greater than three day accidents	per 1,000 employees	5.09	2.48	2.99	2.38 ³	2.68
Total lost time accidents		95	60	74	58 ³	50
Total accident rate	per 1,000 employees	10.83	7.11	7.89	6.00 ³	4.97
Total lost time accident incident rate	per 100,000 hours worked	0.53	0.36	0.40	0.29 ³	0.25
Total days lost	per 1,000 employees	124	64	102	90	137
Occupational illness cases	per 1,000 employees	5.5	5.2	3.5	3.5	2.7
Environment						
Energy consumption	thousands GJ	4,070	4,001	4,749	4,726	4,648
Total global warming potential	thousands tonnes CO ₂ equivalent	372	377	415	417	413
Total acid gas emissions	tonnes SO ₂ equivalent	334	335	318	444	334
Total NOx emissions	tonnes	439	434	393	566	420
Total SO ₂ emissions	tonnes	25.8	31.0	43.0	47.5	39.9
Total VOC emissions	tonnes	209.1	180.8	185.7	189.8	185.6
Total waste	tonnes	96,287	90,308	113,671	120,363	110,448
Total waste to landfill	tonnes	5,535	5,071	6,165	10,708	3,218
Water consumption	thousands m ³	1,951	1,750	2,076	2,201	2,444
Emissions to water	tonnes	376	236	251	260	226

¹ Calculated by reference to the total number of leavers during the year expressed as a percentage of the average number of people employed during the year. Does not include agency workers not directly employed by Johnson Matthey.

² Does not include the cost of in house training or the cost of employees' wages during training.

³ Restated due to reclassification in 2012/13 of accidents that were reported during 2011/12.

Basis of Reporting – Non-Financial Data

Johnson Matthey has adopted a framework based upon the GRI G3.1 sustainability reporting guidelines and applied them in an appropriate context to the group by examination of the definition, explanation notes and self diagnosis tests to ensure a comprehensive, accurate and complete account when assessed against the reporting criteria. In addition, feedback received on the 2012 Annual Report and Accounts, recommendations on that report arising from the assurance process and a well structured management approach early in 2013 have shaped the reporting of non-financial content and context. Due consideration has been given to relevant international standards such as the International Organization for Standardization's voluntary standard on 'social responsibility', ISO 26000, the progress of the International Integrated Reporting Framework and other emerging regulations and standards for non-financial reporting.

This report has been developed to incorporate the group's significant economic, environmental and social impacts and is set within the context of the United Nations Brundtland definition of sustainability (1987) and our own Sustainability 2017 goals. Understanding the relevance of local, national, regional and global issues, regulation and legislation is taken into account when considering reporting. The AA1000AS assurance standard principles of inclusivity, materiality and responsiveness are central to the structure of the report and in setting priorities for reporting.

There are no limitations on the scope or boundary of the non-financial data in this report. The non-financial information presented covers the sustainability activities and performance of Johnson Matthey's global operations and includes the parent company and its subsidiaries (as listed on page 186). Environmental performance data covers manufacturing, research and warehousing operations of the parent company and its subsidiaries. Environmental performance data from acquired facilities is only included after the first full year of Johnson Matthey ownership (and so in 2012/13 data from Colour Technologies' facility in China, which was acquired in August 2012, Axelon's facilities in Scotland and Poland, which were acquired in October 2012, and Formox's facility in Sweden, which was acquired in March 2013, are not included). Environmental performance data from new facilities is included from the point at which the facility is fully operational. The report also explains how we are continuing to build sustainability into our business planning and decision making processes and how, through our governance processes, we manage social, environmental and ethical matters across the group.

Data measurement techniques, including calculations for social, environmental and health and safety performance, have used internationally recognised protocols such as the Greenhouse Gas Protocol Corporate Accounting and Reporting Standard (Revised Edition) and the GRI indicator protocols as appropriate. Any exceptions are noted.

All non-financial performance data is reported on a financial year basis unless otherwise stated. Where necessary data has been restated, for example to reflect changes in the business (e.g. divestments and site closures), to take account of changes in best practice methodologies for reporting and changes in calculating emissions. Certain safety data has been restated as a result of reclassification in 2012/13 of accidents that were reported in 2011/12. For employee data, percentage calculations are made in relation to the number of permanent employees in the group (unless otherwise stated).

Global warming potential (GWP) in tonnes of carbon dioxide (CO₂) equivalent includes Scope 1 and Scope 2 emissions. We report greenhouse gas emissions from process and energy use and convert the total group energy use to tonnes CO₂ equivalent using national and regional conversion factors for each emissions source as appropriate.

Certain employee data is included in the accounts which is subject to external audit. The group's other social, health and safety and environmental data is collected annually at a group level. The data is collated through five questionnaires based on the requirements of the Global Reporting Initiative third generation (GRI G3.1) guidelines. It is completed by businesses and signed off by the general manager for each global operation. The reported site level data is a combination of actual measurement and estimates. The processes in place to internally verify the reported data are described in the Verification section on page 193.

Accident Calculation Definitions

Johnson Matthey's definition of an accident for the purposes of this report is any acute unplanned event that causes harm to individuals, making them unable to attend work on days after the date of the event. Accidents are further subdivided into accidents that result in more than three days' work lost and those that cause three or less days to be lost. Accident incidence rates are calculated based on the rate of these accidents per 1,000 employees.

The following metrics are used in this report:

Incidence rate for all lost time accidents in the year = (number of greater than three day accidents in the year + number of three day or less accidents in the year) x 1,000 ÷ (average number of employees in the year).

Incidence rate for greater than three day accidents in the year = (number of greater than three day accidents in the year) x 1,000 ÷ (average number of employees in the year).

Lost work days per 1,000 employees per year = (total lost work days in year) x 1,000 ÷ (average number of employees in the year).

Frequency rate for all lost time accidents in the year = (number of greater than three day accidents in the year + number of three day or less accidents in the year) x 100,000 ÷ (number of hours worked in the year).

Calculation of the Value of Employee Time

In determining the in kind value of employees' volunteering we take the number of volunteering days reported in the year and multiply it by the cost of one day of employee time.

Cost of one day of employee's time = (total employee benefits expense ÷ average number of employees in the year) ÷ (number of working days in the year).

Verification of Non-Financial Data

For a number of years the group has sought to collect and present certain non-financial data in respect of human resources, health and safety and environmental metrics as a means to demonstrate internally and externally our performance as a responsible business. We have continued to consider the metrics we present, the basis of measurement and the processes of collection and consolidation with a view to standardising and improving the relevance and quality of the metrics presented, and to further improve our processes in this area.

Certain human resources data forms part of Johnson Matthey's accounts which are subject to external audit. Other human resources data, community investment data and information relating to charitable donations is reviewed and verified by internal experts.

Health and safety data is reviewed by group health and safety experts and as part of the group environment, health and safety (EHS) audit programme. Environmental data is reviewed by group environmental experts and as part of the group EHS audit programme.

All data is reviewed by internal sustainability experts and at appropriate levels of management up to and including the Chief Executive's Committee.

Johnson Matthey utilises external specialists on specific sustainability issues. Over the past year this has included external audits or reviews of people management systems, health and safety (OHSAS 18001) and environmental management systems (ISO 14001).

The board reviews corporate social responsibility issues as part of its risk management process. This year we changed our assurance partner to further challenge the robustness of our non-financial data. The new provider has identified certain areas where improvements can be made to our data collection processes at a site level and also to ensure consistency across the group. As a result, whilst we have collected, internally reviewed and presented the data on the same basis as in 2011/12, we are not providing an assurance statement for 2012/13. The board is considering the implications of the recommendations made by our assurance partner in the context of our future reporting.

Shareholder Information

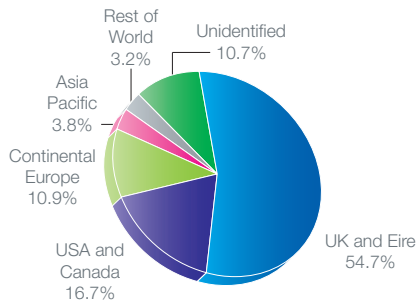
Johnson Matthey Share Price Five Year Performance versus FTSE 100



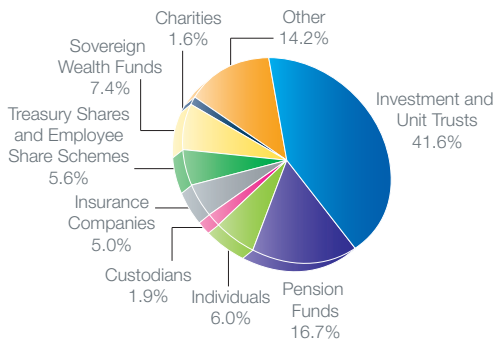
Johnson Matthey Share Price as at 31st March

2008	2009	2010	2011	2012	2013
2,005p	1,053p	1,746p	1,860p	2,359p	2,300p

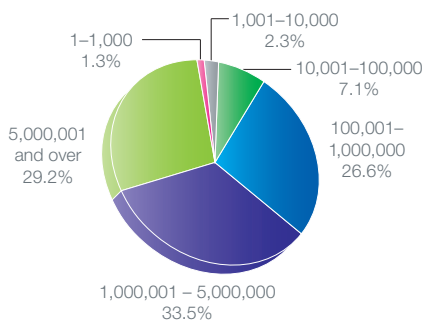
By Location



By Category



By Size of Holding



Analysis of Ordinary Shareholders as at 30th April 2013

By location	Number of shares	Percentage
UK and Eire	115,129,129	54.7
USA and Canada	35,209,356	16.7
Continental Europe	23,004,036	10.9
Asia Pacific	8,107,058	3.8
Rest of World	6,646,655	3.2
Unidentified	22,546,761	10.7
Total	210,642,995	100.0

By category	Number of shares	Percentage
Investment and Unit Trusts	87,598,696	41.6
Pension Funds	35,110,413	16.7
Individuals	12,694,096	6.0
Custodians	4,076,450	1.9
Insurance Companies	10,591,183	5.0
Treasury Shares and Employee Share Schemes	11,776,399	5.6
Sovereign Wealth Funds	15,621,856	7.4
Charities	3,234,218	1.6
Other	29,939,684	14.2
Total	210,642,995	100.0

By size of holding	Number of holdings	Percentage	Number of shares	Percentage
1 - 1,000	7,511	74.7	2,644,496	1.3
1,001 - 10,000	1,899	18.9	4,869,861	2.3
10,001 - 100,000	406	4.0	14,996,860	7.1
100,001 - 1,000,000	195	1.9	56,124,853	26.6
1,000,001 - 5,000,000	35	0.4	70,515,825	33.5
5,000,001 and over	7	0.1	61,491,100	29.2
	10,053	100.0	210,642,995	100.0

Shareholder Information continued

Share Dealing Services

A telephone and internet dealing service for UK shareholders is provided by the company's registrars, Equiniti. For further information, including Equiniti's terms and conditions and details of their fees, log on to www.shareview.co.uk/dealing or call 08456 037 037.

Dividend History – Pence per Share

	2009	2010	2011	2012	2013
Interim	11.1	11.1	12.5	15.0	15.5
Final	26.0	27.9	33.5	40.0	41.5
Total ordinary	37.1	39.0	46.0	55.0	57.0
Special	–	–	–	100.0	–

Dividend Policy

It is Johnson Matthey's policy to grow ordinary dividends over time, broadly in line with underlying earnings per share while maintaining dividend cover at about two and a half times to ensure sufficient funds are retained to support organic growth. Over the last five years from 2008/09, underlying earnings per share have grown at a compound annual growth rate of 13.7% p.a. The board is proposing a final dividend for 2012/13 of 41.5 pence to take the total ordinary dividend for the year to 57.0 pence, which is 4% up. The dividend will be covered 2.6 times by underlying earnings.

Dividend Payments and DRIP

Dividends can be paid directly into shareholders' bank or building society accounts. Shareholders wishing to take advantage of this facility should contact the company's registrars, Equiniti, or complete the dividend mandate form attached to their dividend cheque. A Dividend Reinvestment Plan (DRIP) is also available which allows shareholders to purchase additional shares in the company. Further information can be obtained from Equiniti, Aspect House, Spencer Road, Lancing, West Sussex BN99 6DA. Telephone 0871 384 2268*. They can also be contacted via their website at www.shareview.co.uk.

American Depositary Receipts

Johnson Matthey has a sponsored Level 1 American Depositary Receipt (ADR) programme which BNY Mellon administers and for which it acts as Depositary. Each ADR represents two Johnson Matthey ordinary shares. The ADRs trade on the US over-the-counter (OTC) market under the symbol JMPLY. When dividends are paid to shareholders, the Depositary converts such dividends into US dollars, net of fees and expenses, and distributes the net amount to ADR holders. For enquiries, BNY Mellon can be contacted on 1-888-BNY-ADRS (1-888-269-2377) toll free if you are calling from within the United States. Alternatively, they can be contacted by e-mail at shrrelations@bnymellon.com or via their website at adrbnymellon.com.

Share Price and Group Information

Information on the company's current share price together with copies of the group's annual and half-yearly reports and major presentations to analysts and institutional shareholders are available on the Johnson Matthey website: www.matthey.com.

The website's Investor Relations section contains extensive information and a number of tools which will be of assistance to investors including historic share price information downloads and a share price charting facility.

For capital gains tax purposes the mid-market price of the company's ordinary shares on 31st March 1982 was 253 pence.

Enquiries

Shareholders who wish to contact Johnson Matthey Plc on any matter relating to their shareholding are invited to contact the company's registrars, Equiniti, Aspect House, Spencer Road, Lancing, West Sussex BN99 6DA. Telephone 0871 384 2344* or via their website www.shareview.co.uk.

Shareholders may also telephone the company on 020 7269 8400 or write to:

The Company Secretary
Johnson Matthey Plc
5th Floor
25 Farringdon Street
London EC4A 4AB

For other enquiries shareholders may contact the Director, Investor Relations and Corporate Communications at the above address and telephone number.

* Calls to these numbers are charged at 8p per minute plus network extras. Lines are open 8.30am to 5.30pm Monday to Friday (excluding bank holidays).

Global Reporting Initiative (GRI) Summary

This summary outlines where to find information in this report on the GRI core and additional indicators and topics relevant to the International Organization for Standardization (ISO) standard on social responsibility (ISO 26000) standard core subject areas. The complete GRI Index can be found online at www.matthey.com/AR13.

ISO 26000 Standard Core Subject Areas	GRI Indicator	Subject	Page
Strategy and Profile			
	1.1	Chief Executive's Statement	8-9
	1.2	Key impacts, risks and opportunities	12-13, 15-19, 24-27, 88-91
	2.1 – 2.10	Organisational profile	inner flap, 10, 30-46, 56, 134, 141, 184, 186, 200
	3.1 – 3.4	Report parameters	192, 200
	3.5 – 3.13	Report scope, boundary and assurance	24-27, 54, 88-91, 145-148 192-193, 196
Organisational governance	4.1 – 4.10	Corporate governance	20-21, 54, 86-137
	4.11 – 4.13	Commitments to external initiatives	55, 61-64, 75, 89
	4.14 – 4.17	Stakeholder engagement	52-65
Economic Performance			
	Management approach		12-13, 14-19
	EC1	Direct economic value generated and distributed	20-21, 30-51, 64, 136, 154-155
	EC2	Financial implications due to climate change	15, 24-27, 42, 50
	EC3	Coverage of the organisation's defined benefit plan obligations	158-165
	EC4	Significant financial assistance received from government	136
	EC8	Development and impact of infrastructure investments and services provided primarily for public benefit	61-65
Environmental Performance			
The environment	Management approach		78-83, 88, 90-91
	EN3, EN4	Energy	79
	EN8	Water	83
	EN16, EN17, EN20	Emissions	79-81
	EN21	Wastewater	83
	EN22	Waste	81-82
	EN23	Significant spills	83
	EN24	Hazardous waste	81-82
	EN28	Compliance	79
	Social Performance – Labour Practices		
Labour practices	Management approach		54-61, 68-74, 88-91
	LA1, LA2, LA4	Employment	56-61
	LA7	Occupational health and safety	57, 68-74
	LA10	Training and education	56-59
Social Performance – Human Rights			
Human rights	Management approach		88-91
	HR1	Significant investment agreements	89
	HR6, HR7	Child labour, forced labour, compulsory labour	89
	HR11	Grievances addressed and resolved	89
Social Performance – Society			
Fair operating practices / community involvement and development	Management approach		54, 61, 91
	SO1	Community	61-65
	SO2, SO3	Corruption	24-27, 89, 108-109
	SO6	Political contributions	136
Social Performance – Product Responsibility			
Consumer (customer) issues	Management approach		74-75
	PR1	Customer health and safety	74-75
	PR2, PR4, PR9	Compliance	74

Johnson Matthey continues to develop sustainability metrics and reporting criteria in alignment with those developed by the Global Reporting Initiative (GRI). More information on the GRI Reporting Framework can be found at www.globalreporting.org.

This report has been prepared according to the G3.1 version of the GRI Sustainability Reporting Guidelines and Johnson Matthey self declares a GRI B level. We note the introduction of the new G4 version of the guidelines on 22nd May 2013 and are assessing these in the context of our future reporting.

Glossary of Terms

2PH	2-propylheptanol	ISO 14000	Internationally recognised series of standards which specify the requirements for an environmental management system
2006 Act	The Companies Act 2006		
3TG metals	Tin, tungsten, tantalum and gold	ISO 26000	International standard giving guidelines on social responsibility
AA1000AS	An assurance standard for sustainability and corporate responsibility reporting	ISO 50001	International standard giving guidelines on an energy management system
ADHD	Attention deficit hyperactivity disorder	ISO 9000	Internationally recognised series of standards which specify the requirements for a quality management system
ADR	American Depositary Receipt	JMEPS	Johnson Matthey Employees Pension Scheme
AGM	Annual general meeting	KPI	Key performance indicator
Alfa Aesar	Brand name of Johnson Matthey's Research Chemicals business	LBG	London Benchmarking Group
AMOG	Ammonia, Methanol, Oil and Gas	LCA	Life cycle assessment
APB	Auditing Practices Board	LTIP	Long term incentive plan
API	Active pharmaceutical ingredient	MDRC	Management Development and Remuneration Committee
AVC	Additional voluntary contribution	MEA	Membrane electrode assembly
Bitrex®	The world's bitterest substance which is added to household cleaning products to prevent accidental swallowing	N ₂ O	Nitrous oxide
CAGR	Compound annual growth rate	NGO	Non-governmental organisation
CEC	Chief Executive's Committee	NOx	Oxides of nitrogen
CGU	Cash-generating unit	OTC	Over-the-counter
CO ₂	Carbon dioxide	PBT	Profit before tax
COD	Chemical oxygen demand	Pgm	Platinum group metal
CPI	Consumer price index	PMPD	Precious Metal Products Division
CRC	UK government's Carbon Reduction Commitment	PRM	Process risk management
CSR	Corporate social responsibility	PSRT	PE International Product Sustainability Round Table
DPT	Davy Process Technology	R&D	Research and development
DRIP	Dividend Reinvestment Plan	RC 14001	An internationally recognised standard on environment, health, safety and security. An expansion of ISO 14001
EBITDA	Earnings before interest, tax, depreciation and amortisation	REACH	Registration, Evaluation and Authorisation of Chemicals. EU chemical control legislation which came into force in June 2007
ECT	Emission Control Technologies	Redox	Reduction-oxidation: chemical reaction where both reduction and oxidation reactions take place
EHS	Environment, health and safety	ROIC	Return on invested capital
EIB	European Investment Bank	RPI	Retail price index
EPS	Earnings per share	SAICM	Strategic Approach to International Chemicals Management
ESOT	Employee Share Ownership Trust	SCR	Selective catalytic reduction
EU	European Union	SEC	United States Securities and Exchange Commission
EU ETS	European Union Emission Trading Scheme	SERP	Supplemental Executive Retirement Plan
FCA	Financial Conduct Authority	SIC	Standing Interpretations Committee
FCC	Fluid catalytic cracking	SIP	Share incentive plan
FRC	Financial Reporting Council	SNG	Substitute natural gas
Fuel cell	Technology which converts hydrogen or other fuels (methanol, natural gas) into clean electricity	SO ₂	Sulphur dioxide
GHG	Greenhouse gas	SOx	Oxides of sulphur
GHS	Globally Harmonised System of Classification and Labelling of Chemicals	SPV	Special purpose vehicle
GOR	Group operating report	SRI	Socially responsible investment
GRI	Global Reporting Initiative	Syngas, synthesis gas	A mixture of hydrogen and carbon oxides
Group Control Manual	The group's compendium of policies, procedures and rules which is distributed to all group operations	TERI	The Energy and Resources Institute
GWP	Global warming potential	TFI	Technology forecasting and information
HDD	Heavy duty diesel	The Code	The UK Corporate Governance Code, issued by the Financial Reporting Council in June 2010
HR	Human resources	TSCA	Toxic Substances Control Act
HSRG	Health Science Research Group	UNIDO	United Nations Industrial Development Organization
IAS	International Accounting Standard	VOC	Volatile organic compound
IASB	International Accounting Standards Board		
ICCA	International Council of Chemical Associations		
IFRIC	International Financial Reporting Interpretations Committee		
IFRS	International Financial Reporting Standards		
Interest cover	Underlying operating profit / net finance costs		
IP	Intellectual property		

Index

	Page		Page
Accounting Policies	145-148	Guarantees (note 27)	177
Acquisitions (note 39)	184	Health and Safety	68-75
Amortisation of acquired intangibles (note 4)	151	Human resources policies	91
Audit Committee Report	114-116	Income statement	140
Audit fees (note 5)	152	Intangible assets (note 17)	169-170
Auditor's report	187	Inventories (notes 6, 20)	152, 171
Balance sheets	141	Investments in available-for-sale assets (note 19)	170
Basis of Reporting – Non-Financial Data	192	Johnson Matthey at a Glance	inner flap
Board of Directors	92-93	Key management personnel (note 12)	155
Borrowings (and note 24)	50, 172	Key Performance Indicators	22-23
Business and Business Model	10-13	Key sources of estimation uncertainty (note 40)	185
Business Review	inner flap-83	Liquidity and Going Concern	51
Capital expenditure (and note 1)	50, 149-150	Long term contracts (note 23)	172
Capital structure and management (and note 27f)	50, 178	Major impairment and restructuring charges (note 3)	151
Cash and cash equivalents (note 35)	182	Net debt (note 24)	172
Cash flow hedges transferred to income (note 6)	152	Nomination Committee Report	111-113
Cash flow statements (and note 34)	50, 142, 182	Non-controlling interests	143
Chairman's Statement	6-7	Operating leases (note 6, 36, 37)	152, 183
Chief Executive's Statement	8-9	Operating profit (note 6)	152
Commitments (note 37)	183	Other reserves (note 33)	181
Community investment and charitable programmes	61-64	Outlook	9
Company Details	200	Payables (note 22)	171
Comprehensive income (and notes 31, 32)	140, 180-181	Pensions and other post-employment benefits (and note 14)	49, 158-165
Contingent liabilities (note 28)	178-179	Performance Highlights	inner flap
Corporate Governance Code Compliance	95	Precious metal operating leases (note 36)	183
Corporate Governance Report	94-110	Precious Metal Products Division	38-43
Deferred tax (notes 9, 29)	153, 179-180	Property, plant and equipment (note 15)	166-167
Depreciation and amortisation (note 6)	152	Provisions (note 28)	178-179
Directors' report	inner flap-137	Receivables (note 21)	171
Dividends (and note 10)	49, 154	Related parties (note 38)	183
Earnings per ordinary share (and note 11)	49, 154	Remuneration Report	117-131
Employee numbers and expense (note 12)	155	Reorganisation	9
Employee share ownership trust (ESOT) (note 30)	180	Research and development (and note 6)	16, 152
Employment policies	91	Responsibility of Directors	137
Environmental Technologies Division	30-37	Return on invested capital	48
Environment	78-83	Revenue analysis (note 2)	151
Environment, health and safety policies and systems	90-91	Risks and Uncertainties	24-27
Finance costs / income (notes 7, 8)	153	Segmental information (note 1)	149-151
Finance leases (notes 24, 37)	172, 183	Share-based payments (note 13)	156-157
Financial assets (note 25)	173	Share capital (note 30)	180
Financial Calendar	199	Shareholder Information	194-195
Financial liabilities (note 26)	173	Social performance	54-65
Financial Review	47-50	Stakeholder engagement	54-55
Financial Review of Operations	30-46	Standards adopted in year	148
Financial risk management (and note 27)	51, 173-178	Standards not yet applied	148
Fine Chemicals Division	44-46	Statement of changes in equity	143-144
Five Year Record – Financial Data	190	Statutory information	132-136
Five Year Record – Non-Financial Data	191	Strategy	14-19
Foreign exchange gains and losses (note 6)	152	Subsidiaries (notes 18, 41)	170, 186
Global Reporting Initiative (GRI) Summary	196	Supply chain management	89-90
Glossary of Terms	197	Sustainability	15-17, 21, 88-91
Going concern	51	Taxation (and notes 9, 29)	48-49, 153, 179-180
Goodwill (note 16)	168-169	Treasury Policies	51
Governance	86-137	Verification of Non-Financial Data	193
Grants (note 6)	152		
Group Performance Review	20-21		

Financial Calendar 2013/14

2013

12th June

Ex dividend date

14th June

Final dividend record date

25th July

122nd Annual General Meeting (AGM)

6th August

Payment of final dividend subject to declaration at the AGM

21st November

Announcement of results for the six months ending 30th September 2013

27th November

Ex dividend date

29th November

Interim dividend record date

2014 (provisional)

4th February

Payment of interim dividend

5th June

Announcement of results for year ending 31st March 2014

11th June

Ex dividend date

13th June

Final dividend record date

23rd July

123rd AGM

5th August

Payment of final dividend subject to declaration at the AGM

.08 Other Information

Company Details

Registered Office

5th Floor
25 Farringdon Street
London EC4A 4AB
Telephone: +44 (0)20 7269 8400
Fax: +44 (0)20 7269 8433
Internet address: www.matthey.com
E-mail: [jmp@matthey.com](mailto:jmpr@matthey.com)

Registered in England – Number 33774

Professional Advisers

Auditor

KPMG Audit Plc
15 Canada Square
London E14 5GL

Brokers

Bank of America Merrill Lynch
2 King Edward Street
London EC1A 1HQ

J. P. Morgan Cazenove
25 Bank Street
Canary Wharf
London E14 5JP

Lawyers

Herbert Smith Freehills LLP
Exchange House
Primrose Street
London EC2A 2EG

Registrars

Equiniti
Aspect House
Spencer Road
Lancing
West Sussex
BN99 6DA
Telephone: 0871 384 2344 (in the UK)*
+44 (0) 121 415 7047 (outside the UK)
Internet address: www.shareview.co.uk

* Calls to this number are charged at 8p per minute plus network extras. Lines are open 8.30am to 5.30pm (UK time) Monday to Friday (excluding bank holidays).